



















MATERIALS

The following materials are required:

<p>One 18" x 24" newsprint pad of paper</p>	
<p>One 18" x 24" or 19" x 26" white drawing pad (65lbs or greater) Examples ---></p>	
<p>Large Art Bin or tackle box (like fishing or tool box) <i>These are pretty common at Meijers, thrift stores, online, etc.. Essentially you want something to organize your various course materials</i> Examples ---></p>	
<p>Drawing board <i>This does not have to be a commercial product. A smooth surfaced board and bulldog clips works just as well.</i></p>	
<p>Large portfolio case (24"X36" or preferably larger) <i>These can be purchased at most any art supply store or online. Or make your own with some cardboard, glue, duct tape, contact paper, material etc.. you want a good strap and water resistance</i> Examples ---></p>	
<p>Prang charcoal pencils (hard, medium, soft, and extra soft) – it has string. <i>There are wood pencils, and they'll be fine, but they require frequent sharpening</i></p>	
<p>Graphite pencils (6B, 4B, 2B, HB, 2H, 4H) -- Also available in expanded sets</p>	
<p>Small <u>Staedtler</u> white Mars plastic eraser</p>	
<p>Small/fine white CLICK eraser also called a mechanical eraser <i>Pick up some refill too</i> Examples ---></p>	


<p>One large vine charcoal sticks (6" long and as round and thick as your finger) – medium or soft. <i>DO NOT pick up compressed charcoal</i></p>	
<p>Kneaded eraser – use only with graphite <i>Many companies make these and if you like to fidget, this is your best friend.</i></p>	
<p>Roll of 1" Blue painters tape There are better draftsman tapes, but are more expensive. <i>We use these for borders, holding paper down, marking places, etc..</i></p>	
<p>LED Light Bulb 120+ watt equivalent (18 – 25watts) <i>I require 3000k(warm)– 3500k (neutral and best) temperature bulbs. These are the best for color, comfort, and avoiding eye strain.</i> Examples ---→</p>	
<p>A lamp that is movable/adjustable and will fit your lightbulb <i>Check thriftstores, Meijers, office supplies, online</i> Examples ---→</p>	
<p>One can of Aqua Net Extra Super Hold hair spray in the purple can (this is a cheap, low-odor fixative). <i>There are better easier to use products</i> Examples ---→</p>	
<p>Still life props will be explained in project handouts</p>	
<p>White Charcoal Pencil Or Conte Pencil</p>	
<p>Canson Mi Teintes Drawing Papers 12" x 16"</p>	

No Light Grays or Colors (other than a neutral brown)	
4 Sheets of 22" x 30" Rives BFK	

- Matte Board (to be specified later)
- Clear Acetate (to be specified later)
- Extra Fine Point Sharpie Permanent Marker (to be specified later)
- There are more materials needed to be purchased in this course; they will be specified a day or two before the session they will be used. In addition, all out-of-class assignments will be done on quality paper that will be specified at the time the project is given.

Text: The following texts are *recommended/optional* and may be purchased online. This is really helpful to further explain and demonstrate great examples of our course subject matter.

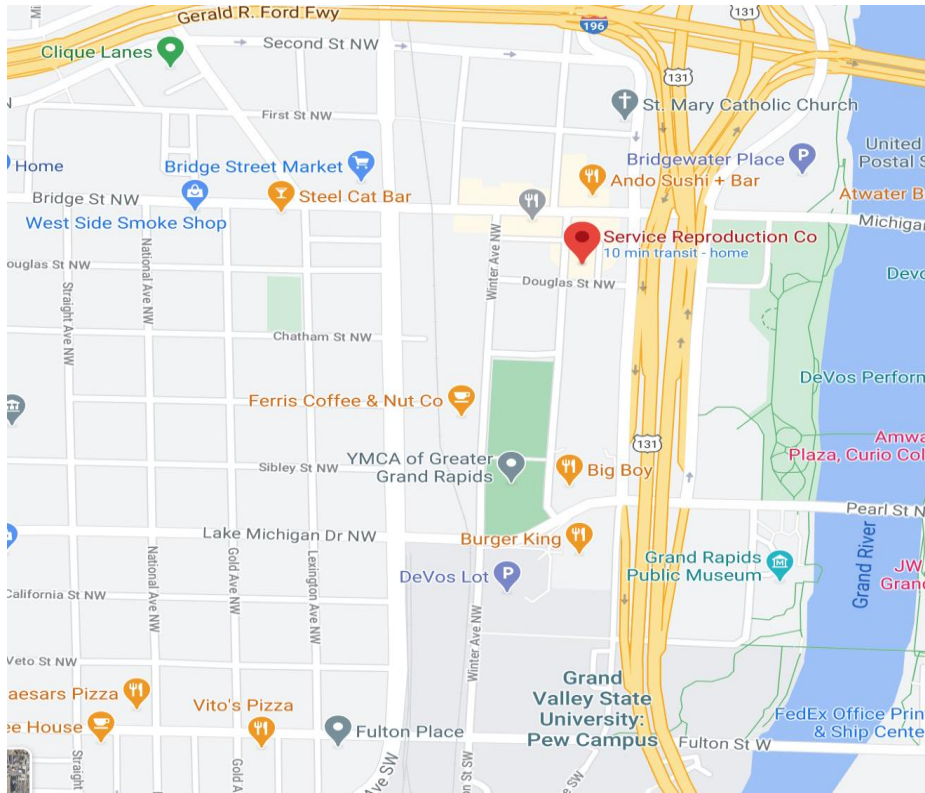
Drawing: Space, Form, & Expression (any used edition), Wayne Enstice & Melody Peters. Prentice Hall, Inc, ISBN 0-1d3-304643-5



You can buy supplies online or shop locally at our lower cost GVSU bookstore

or at the art supply store *Service Reproduction* down town Grand Rapids.

Here's the link to Service Reproduction <http://www.servicereproduction.com/>



or at amazon or between these art supply websites

<https://www.dickblick.com/>

<https://www.michaels.com/>

<https://www.utrechtart.com/>

<https://www.cheapjoes.com/>